

4

3

2

1

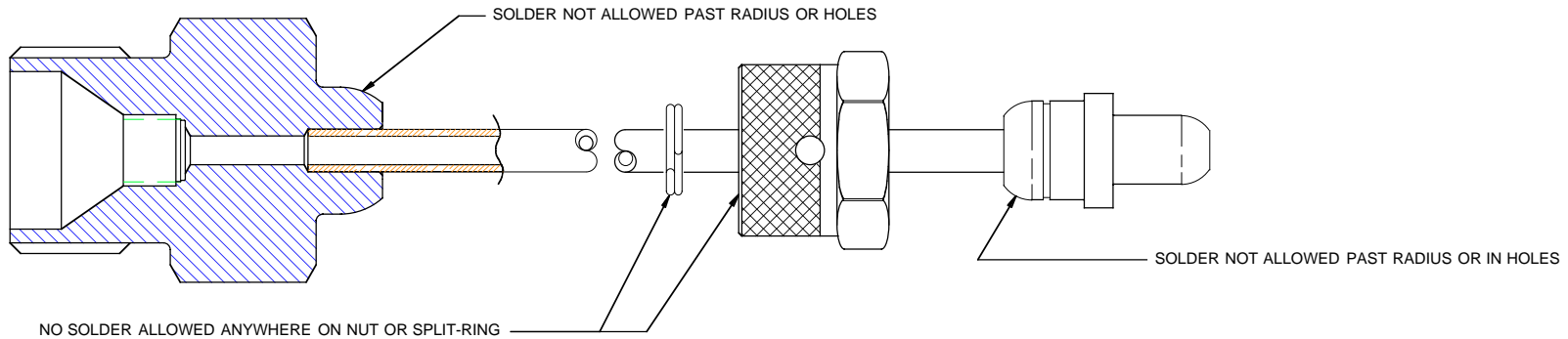
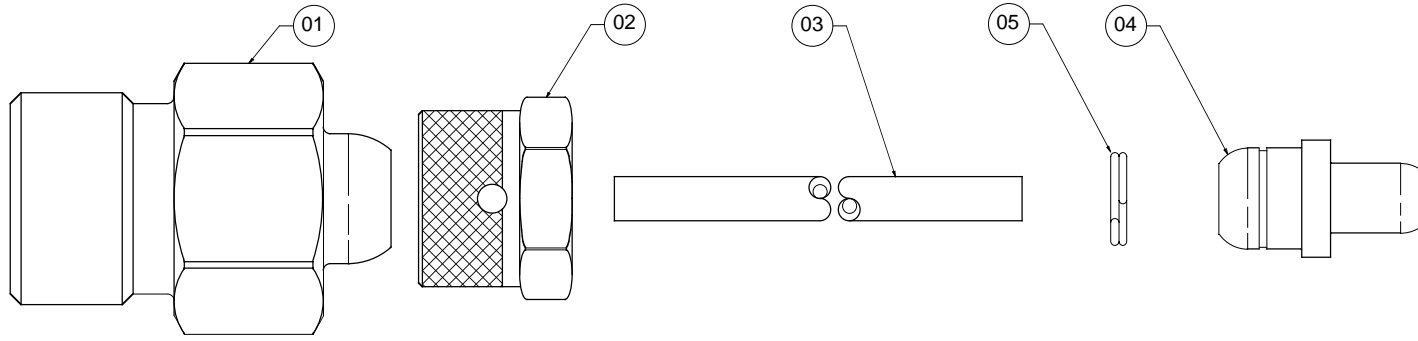
NOTES:

1. MATERIAL: SEE COMPONENT SPECIFICATIONS.
2. FINISH: AQUA-POLISH, BRIGHT-DIP OR EQUIVALENT.
3. CLEAN: UNLESS OTHERWISE SPECIFIED, PER IN-HOUSE DOC GAP-003.
4. MARKING: UNLESS OTHERWISE SPECIFIED, PER IN-HOUSE DOC. ESR-005.

REMOVE ALL BURRS & SHARP EDGES

REVISION HISTORY

REV	DATE	E. C. O. / APPR.	NOTES
A	10-02-01	PLM.	DRAWING SHOWN VERSION A OF TA54-201 PART
B	11-11-11	HBS / PLM	ADDED SPLIT-RING TO ASSY. DETAIL



REF	QTY	DWG / PART NO.	REV	SUB-ASSY.	NOMENCLATURE
01	01	0TA54-0201-00	A	-	FITTING, CGA540-S TO TUBE
02	01	0TA01-0201-00	-	-	NUT, HEX 9/16-18 (VENT)
03	01	19606-0003-16	-	-	TUBE, 3/16" OD X 8" LONG COPPER
04	01	0TA01-0203-00	-	-	FITTING, AS1219 (SCOTT, AIRLINE)
05	01	09004-0001-00	-	-	SPLIT-RING 0.380 X 0.288 X 0.068 BRASS

ASSEMBLY NOTES:

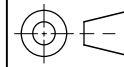
- A. BRAZE (SILVER SOLDER) TUBE (ITEM 03) TO FITTING (ITEM 01).
- B. ASSEMBLE NUT (ITEM 02) TO TUBE WITH THREADS FACING CONE FITTING (ITEM 04).
- C. BRAZE (SILVER SOLDER) FITTING (ITEM 04) TO TUBE.
- D. ASSY. MUST BE FREE OF ALL POST BRAZING OXIDIZING BLEMISHES BY FINISHING PROCESS

THIS DOCUMENT AND ALL TECHNICAL DATA HEREON DISCLOSED ARE PROPERTY OF MOUNTAIN HIGH E&S CO. AND SHALL NOT BE USED, RELEASED OR DISCLOSED IN WHOLE OR PART WITHOUT WRITTEN PERMISSION FROM MOUNTAIN HIGH E&S CO. THIS DOCUMENT MUST BE RETURNED TO MOUNTAIN HIGH E&S CO. IMMEDIATELY UPON REQUEST.

UNLESS OTHERWISE SPECIFIED DIMS ARE IN INCHES.
TOLERANCES ARE:

0.X	±0.015	ANGLES	FRACTIONS	63
0.XX	±0.010	± 0.5°	± 1/64	✓
0.XXX	±0.005			

INTERPRET DIM AND TOL PER ASME Y14.5

THIRD ANGLE
PROJECTION.<CR> KEY CHARACTERISTICS
<MA> PER CORP. DOC: ESR-001NO.
-0-

**MOUNTAIN HIGH
E&S CO.
REDMOND, OR. USA**

ISSUED:	11-24-99	MATERIAL:	NOTE 1	ASSY, TUBE CGA540-S TO AS1219	
DRAWN:	TEM	11-24-99	FINISH:	NOTE 2	DWG. #: TA54-109-000
ENGINEER:	TEM	11-24-99	CLEAN:	NOTE 3	
APPR:	PLM	11-24-99	MARKING:	NOTE 4	REV B
SIZE	A	SHEET	1 OF 1	DO NOT SCALE DRAWING	

4

3

2

1