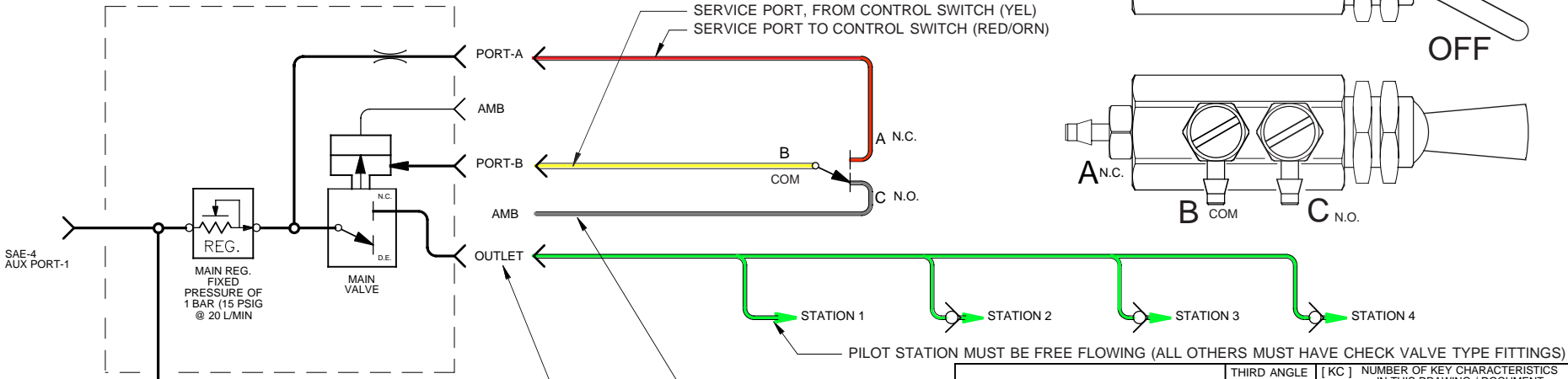
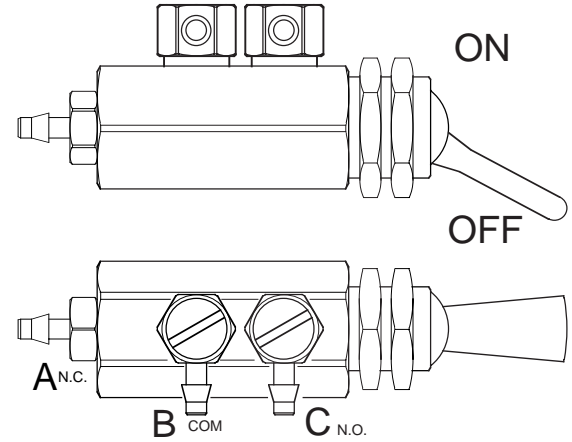
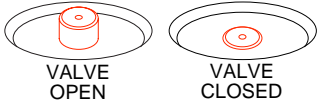
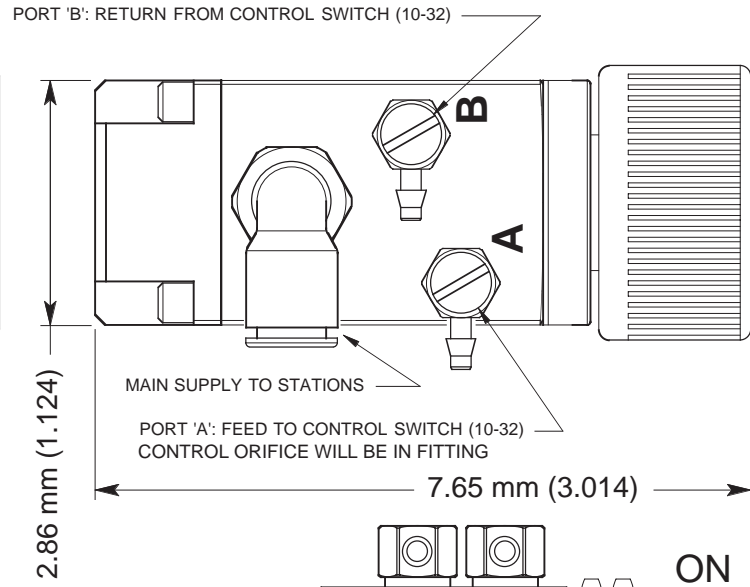
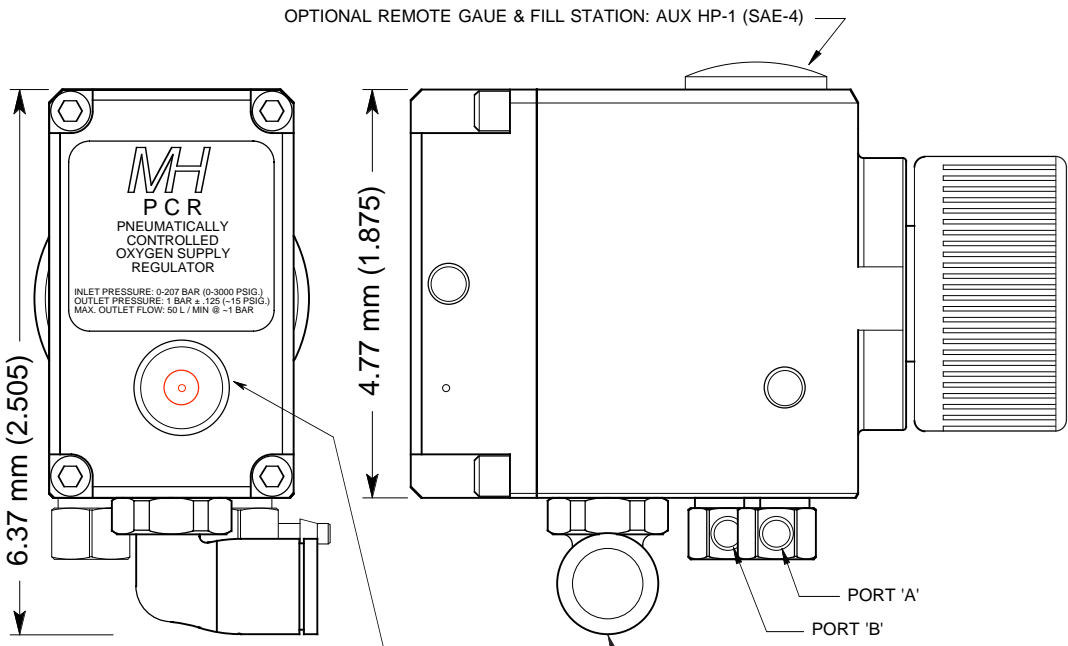


| REVISION HISTORY |          |                  |  |
|------------------|----------|------------------|--|
| REV              | MO-DA-YR | E. C. O. / APPR. | NOTES                                  |
| -                | 01-05-07 | PLM              | INITIAL RELEASE                        |
| A                | 03-21-07 | PLM              | CORRECTED CALL-OUTS FOR CONTROL SWITCH |



**PORT 'C' FROM THE CONTROL SWITCH MUST BE VENTED TO AREA WHERE THE PCR RESIDES IF IT RESIDES OUTSIDE OF THE PRESSURIZED CABIN**

|                                |          |  |                               |   |
|--------------------------------|----------|--|-------------------------------|---|
| <b>PRESSURIZED APPLICATION</b> |          |  | THIRD ANGLE PROJECTION        | [ KC ] NUMBER OF KEY CHARACTERISTICS IN THIS DRAWING / DOCUMENT<br>00<br>MOUNTAIN HIGH E&S CO. REDMOND, OR, USA |
|                                |          |  | SCHEMATIC PCR PRESSURIZED APP |   |
| ORIG: PLM                      | 05-01-07 |  | DWG. #: ØPCRØ-0051-01         |   |
| DRWN: PLM                      | 05-01-07 |  | REV A                         |   |
| ENG: PLM                       | 05-01-07 |  |                               |   |
| APPR: NAME                     | DATE     |  | SIZE A                        | SHEET 1 OF 1  |
|                                |          |  | do NOT SCALE DRAWING          |   |