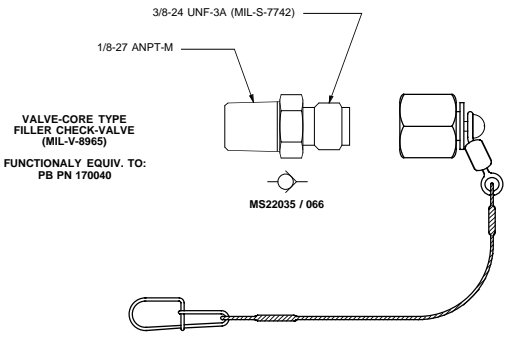
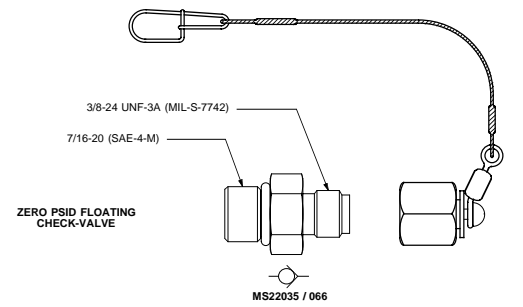
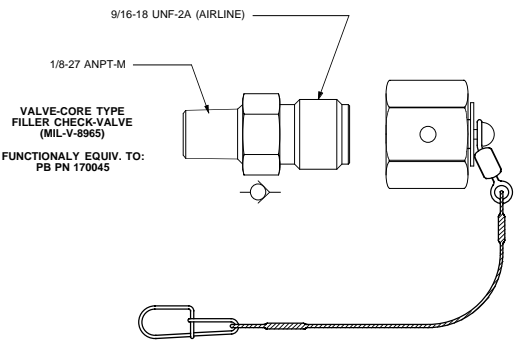
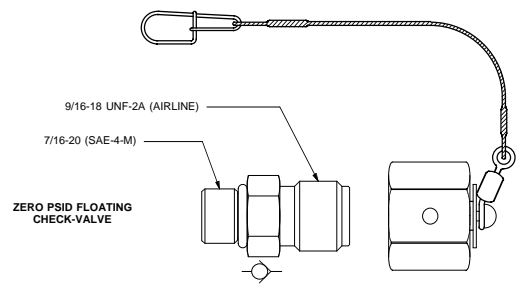
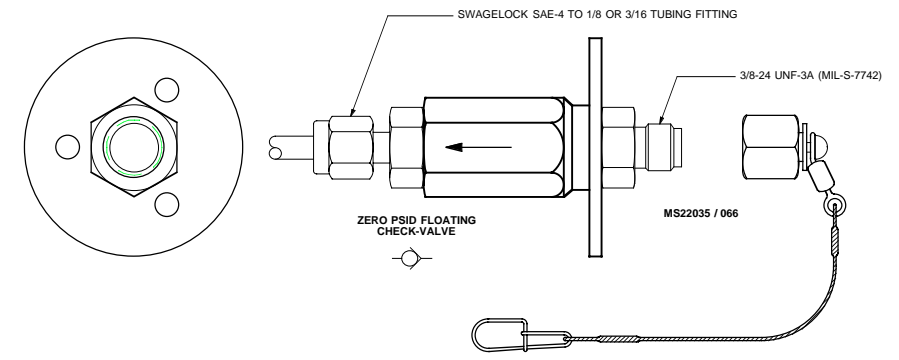
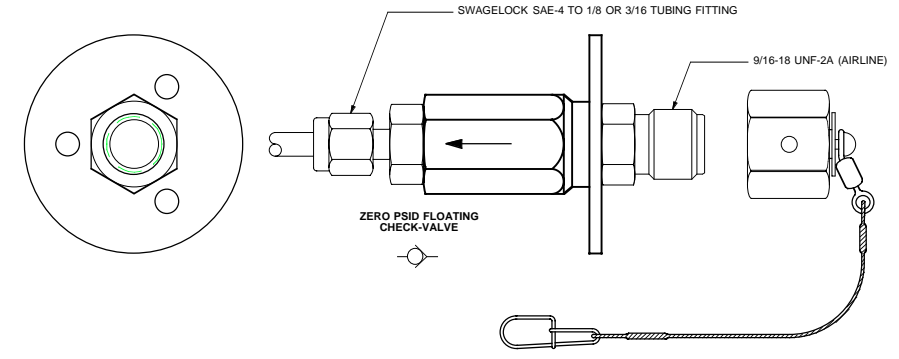


REVISION HISTORY (ROLL-OFFS ARE KEPT ON FILE)				
REV	MO-DA-YR	NEO / ECO	NAME	NOTES
-	01-02-07			INITIAL DRAFT



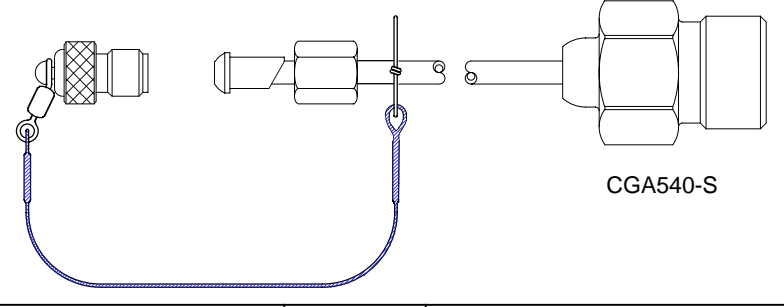
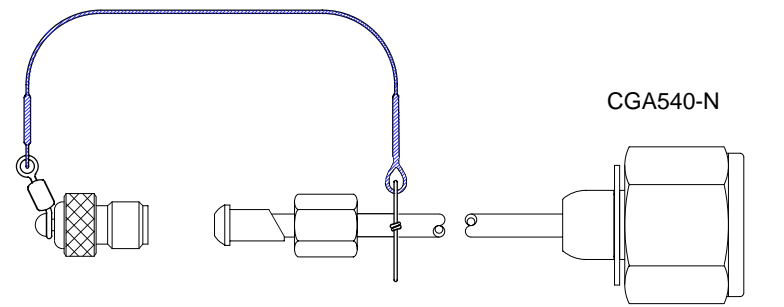
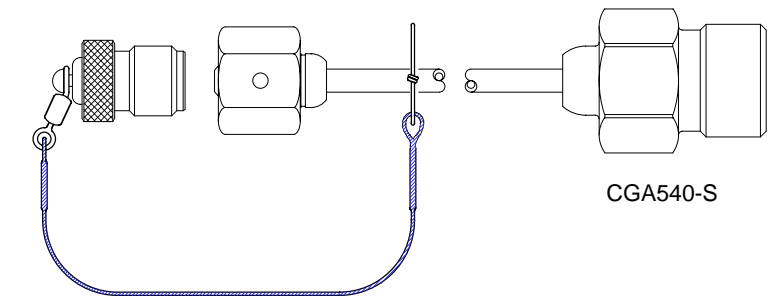
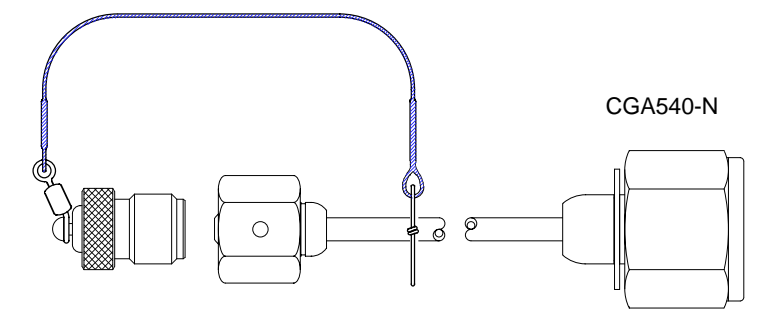
SCOTT TYPE

AND TYPE



SCOTT TYPE

AND TYPE



UNLESS OTHERWISE SPECIFIED DIMS ARE IN INCHES. TOLERANCES ARE:		THIRD ANGLE PROJECTION		MOUNTAIN HIGH E&S CO. REDMOND, OR. USA	
0.X ±0.015	ANGLES ±0.5°	FRACTIONS ±1/64	63	[ KC ]	NUMBER OF KEY CHARACTERISTICS IN THIS DRAWING / DOCUMENT PER MH DOC: ESR-001
0.XX ±0.010				00	
0.XXX ±0.005					
INTERPRET GD&T PER ASME 14.5		FMT REV H		DO NOT SCALE DRAWING	
ORIGINAL MO-DA-YR	PLM, 01-02-07	MATERIAL	▲	FILL STATION LINE-UP DETAIL (CABLE)	
ENGINEER MO-DA-YR	PLM, 01-02-07	FINISH	▲	DWG. NUMBER	N Y A
DRAWN MO-DA-YR	PLM, 01-02-07	CLEAN	▲	CAD FILE NUMBER	Check-Valve Line-Up
CHECKED MO-DA-YR	-	MARKING	▲	INV. PART NUMBER	N/A
				DWG. REVISION	REV - B
				DWG. SHEETS	1 OF 1
				CAT ITEM NUMBER	N/A

THIS DOCUMENT AND ALL TECHNICAL DATA HEREON DISCLOSED ARE PROPERTY OF MOUNTAIN HIGH E&S CO. AND SHALL NOT BE USED, RELEASED OR DISCLOSED IN WHOLE OR PART WITHOUT WRITTEN PERMISSION FROM MOUNTAIN HIGH E&S CO. THIS DOCUMENT MUST BE RETURNED TO MOUNTAIN HIGH E&S CO. IMMEDIATELY UPON REQUEST.

