
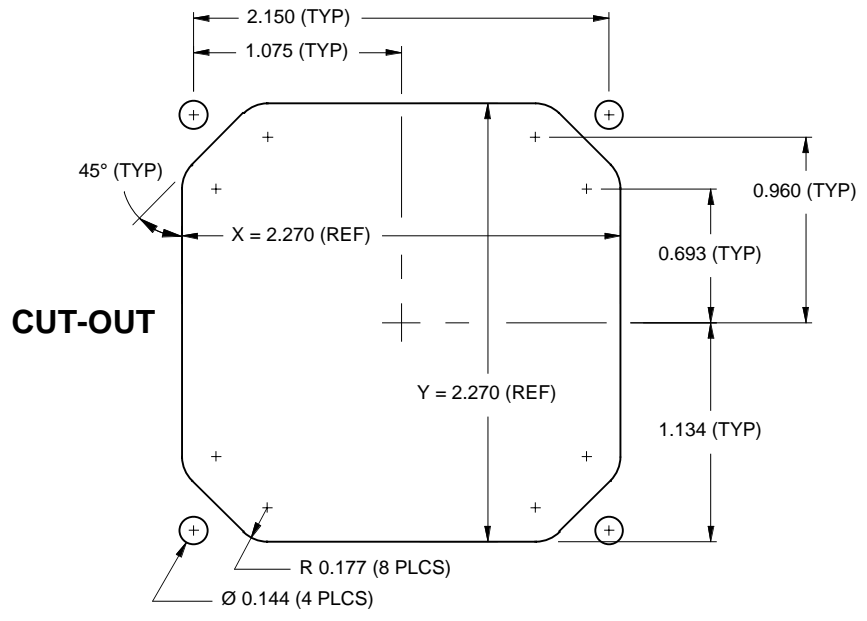
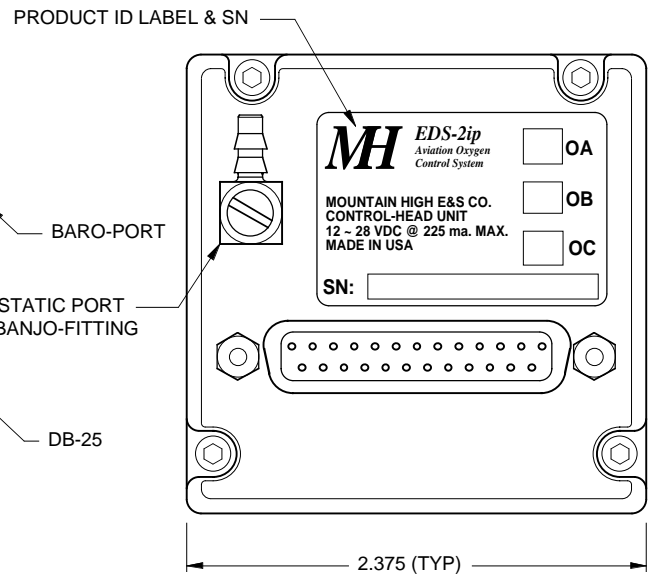
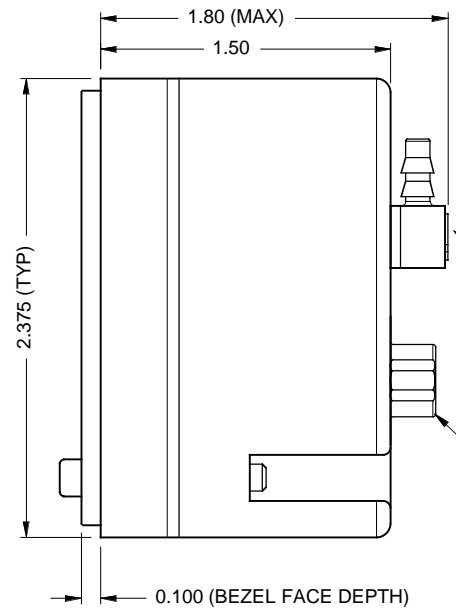
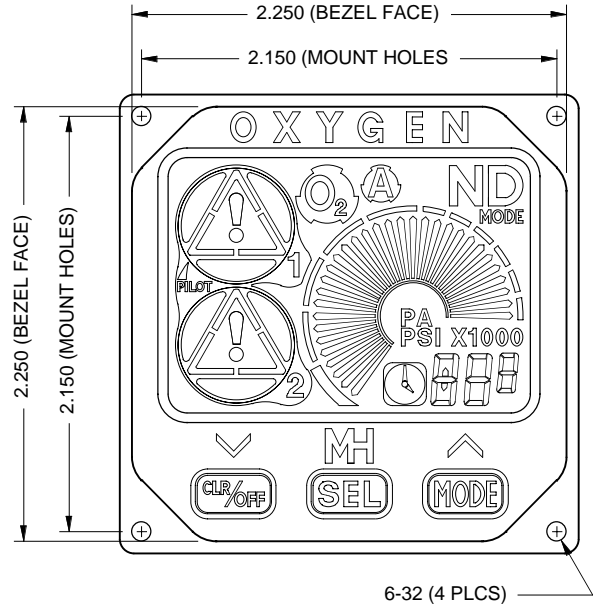


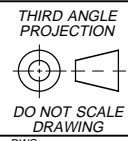
REVISION HISTORY (version roll-offs are kept on file)				
REV	MO-DA-YR	NEO / ECO	NAME	NOTES
A	07-15-01		PLM	CORRECTED 6-32 MOUNTING HOLE PLACEMENT
B	08-16-01		PLM	INCREASED HOLE CUT-OUT TOLERANCES
C	08-11-02		PLM	REDUCED OVERALL DEPTH OF ENCLOSURE



UNLESS OTHERWISE SPECIFIED DIMS ARE IN INCHES. TOLERANCES ARE:

0.X	±0.015	ANGLES	FRACTIONS	63
0.XX	±0.010	± 0.5°	± 1/64	
0.XXX	±0.005			

INTERPRET GD&T PER ASME 14.5 FMT REV H



**MH** MOUNTAIN HIGH E&S CO. REDMOND, OR. USA

[ KC ] NUMBER OF KEY CHARACTERISTICS IN THIS DRAWING / DOCUMENT PER MH DOC: ESR-001

00

ORIGINAL MO-DA-YR	PLM, 07-15-01		EDS-2ip Control Head Form-Factor Detail					
ENGINEER MO-DA-YR	PLM, 07-15-01		DWG. NUMBER	EDSIP-051-006	DWG. REVISION	REV C	DWG. SIZE	A
DRAWN MO-DA-YR	PLM, 07-15-01		CAD FILE NUMBER	EDS-ip Install Schematics	DWG. SHEETS	1 OF 1		
CHECKED MO-DA-YR	-		INV. PART NUMBER	AEDS2-0100-00	CAT ITEM NUMBER	AEDS2-0100-00		