

4

3

2

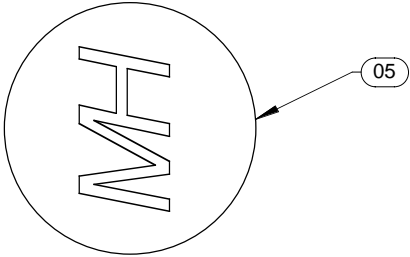
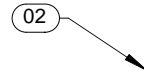
1

NOTES:

- 1. MATERIAL: ITEM 02: A96061 (QQ-A-255/8) 6061-T651 ALUMINUM.
- 2. FINISH: ANODIZE PER MIL-A-8625 TYPE II, CLASS 2 GREEN.
- 3. CLEAN: FOR OXYGEN SERVICE PER GAP-008 (MIL-027210, TYPE 1)
- 4. SERVICE PRESSURE: FUNCTION OF HPRD INSTALLED, NOMINALLY 1800 PSIG. @ 45°C (SERVICE PRESSURE: UP TO 3,000 PSIG. @ 30°C)
- 5. TEST PRESSURE: 4,500 PSIG. @ 25°C
- 6. WEIGHT: 2 OZ. PART ONLY (4.5 OZ. FULL-DRESS ASSEMBLY)
- 7. MARKING: PER IN-HOUSE DOCUMENT ESR-005

REVISION HISTORY

REV	MO-DA-YR	E. C. O. / APPR.	NOTES
A	01-06-06	SBW	UPDATE PART NUMBERS
B	08-09-06	PLM	REVISED NOTE DETAILS



05

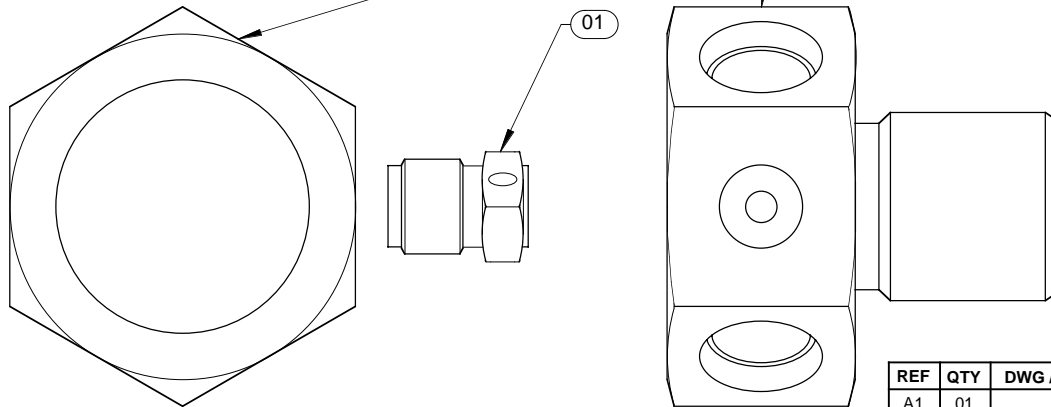
02

01

03

04

A1

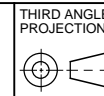


REF	QTY	DWG / PART NO.	SUB-ASSY.	NOMENCLATURE
A1	01		ARV01-0120-00	ASSY: DIP-TUBE, MOUNTAIN-HIGH
01	01	00VEN-0011-00		BURST-PLUG: (1800 PSIG. SERVICE NOMINAL)
02	01	OOMAN-0026-00		MANIFOLD: LPM-75, LOW-PROFILE PICK-OFF
03	01	09025-0001-00		FILTER: DISC, D.3750.063B-40
04	01	09010-0005-00		SPRING: LC-026E 05S
05	01	5RGX0-0001-00		LABLE: 1" DIE-CUT ROUND PRODUCT LABEL

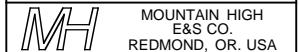
ASSEMBLY:

01: TORQUE ITEM 01 TO 60 ± 5 IN/LBS.

**SOURCE CONTROL DOCUMENT
FOR REFERENCE ONLY**
PRODUCT: LPM-75



THIRD ANGLE PROJECTION. [KC] 00 NUMBER OF KEY CHARACTERISTICS IN THIS DRAWING / DOCUMENT PER MH DOC: ESR-001



ISSUED: SBW	05-17-99	MANIF: CYL. SAE-8 to SAE-4 120°
DRAWN: SBW	05-17-99	DWG. #: CM01-101-00
ENGINEER:	DATE	REV A
APPR:	DATE	SIZE A SHEET 1 OF 2 DO NOT SCALE DRAWING

4

3

2

1