

4

3

2

1

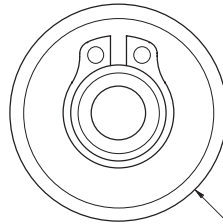
REVISION HISTORY

REV	DATE	E. C. O. / APPR.	NOTES

Specifications

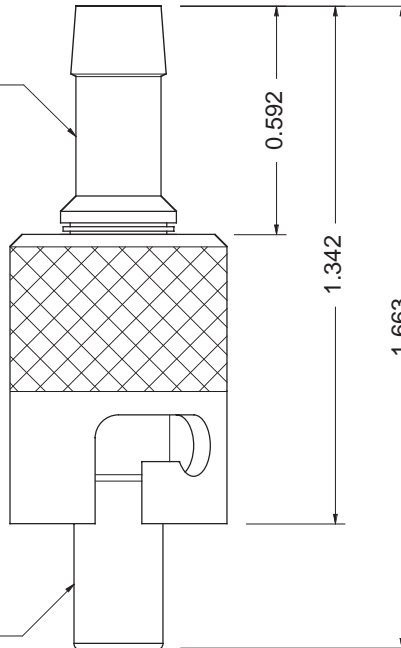
Service Gas: Oxygen per MIL-027210, Type 1
 Inlet Pressure: 0-150 psig
 Construction: Nipple: CDA-360 Brass
 Nut: 6061-T6 Alum. PER QQ-A-255/8
 Anodize Per MIL-A-8625 Type II class 2

Weight: 0.5 oz Max.

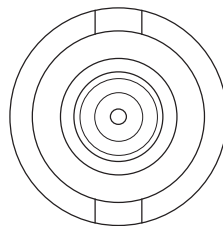


Ø 0.562 (GRIP-NUT)

Ø 0.210 (OUTLET NIPPLE)



Ø 0.231 (INLET NIPPLE)



NOTICE

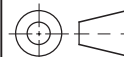
THIS PART IS NOT MANUFACTURED BY ANY FAA TSO
 NOR DOES THE PART HAVE ANY DIRECT APPROVAL
 FOR ANY STC
 THIS PART WAS NOT PRODUCED UNDER ANY FAA
 PMA AND IS INTENDED FOR EXPERIMENTAL
 AIRCRAFT PURPOSES.

UNLESS OTHERWISE SPECIFIED DIMS ARE IN INCHES. TOLERANCES ARE.

0.X ±0.015 ANGLES FRACTIONS
 0.XX ±0.010 ± 0.5° ± 1/64
 0.XXX ±0.005

63

THIRD ANGLE PROJECTION.



<CR> KEY CHARACTERISTICS
 <MA> PER CORP. DOC: ESR-001

NO. -0

MH MOUNTAIN HIGH
 E&S CO.
 REDMOND, OR. USA

ISSUED:	10-04-96
DRAWN: PLM	10-04-96
ENGINEER: PLM	10-04-96
APPR: PLM	10-15-96

BNC-566 OXYGEN CONNECTOR	
DWG. #:BN56-100	REV -
SIZE A	SHEET 1 OF 1
DO NOT SCALE DRAWING	

4

3

2

1