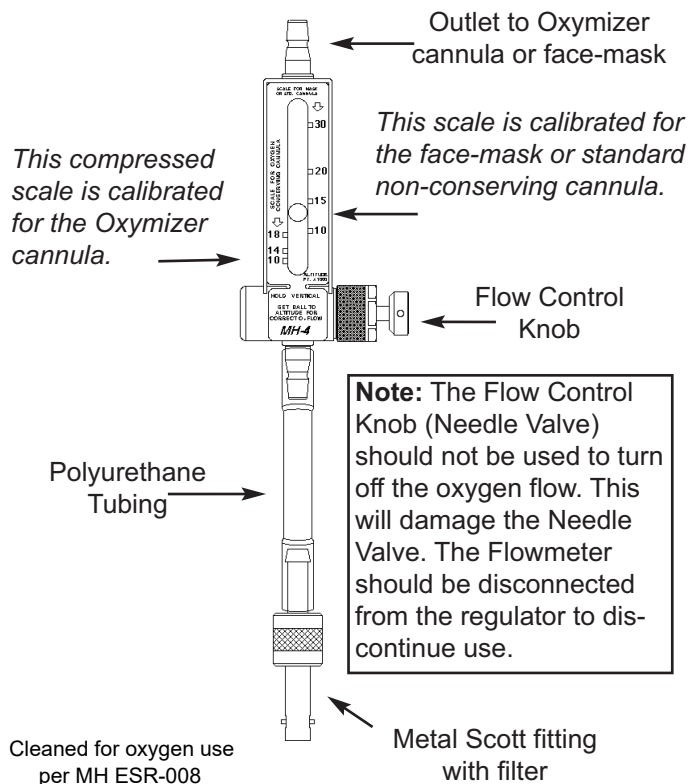
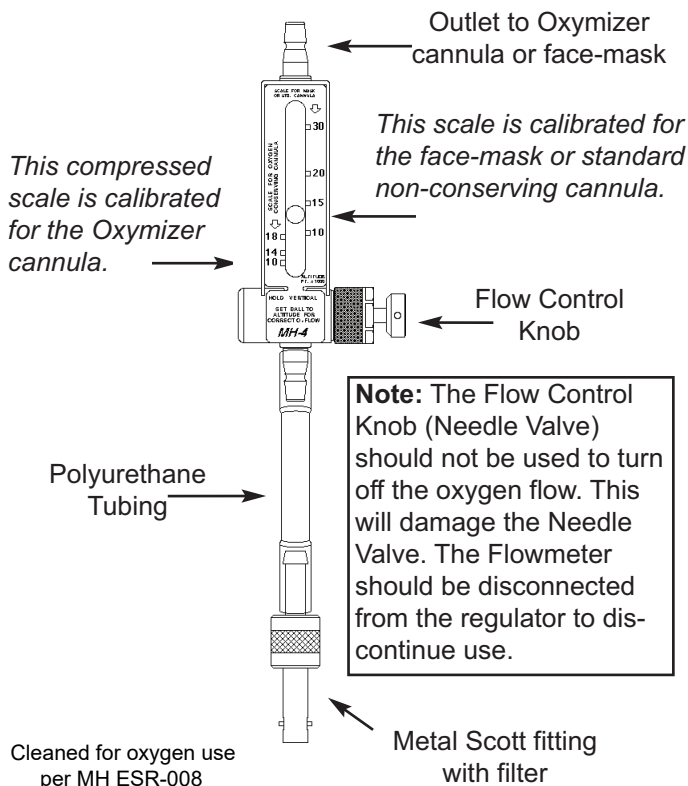


00BNC-1070-00 (Scott Fitting) MH4 Flowmeter with Tube



00BNC-1070-00 (Scott Fitting) MH4 Flowmeter with Tube



Instructions

The MH4 Flowmeter has two altitude/flow scales.

The Left (compressed) Scale is calibrated for the Oxymizer oxygen-conserving cannula and is limited to flight levels up to 18,000 ft. The scale is marked in 4,000 ft. increments.

The Right Scale is used for face-mask and standard non-conserving cannulas. The face-mask must be used above 18,000 ft. (see Part 23.1447) and is limited to 30,000 ft.

To receive the proper amount of oxygen, simply adjust the MH4 to where the scale reads the same altitude you are flying. Example: If you are at 16,000 ft. you would hold the flowmeter vertical and adjust the needle valve on the MH4 to where the ball reads between the 14 and 18 scale. Counter clock-wise increases and clock-wise decreases the oxygen flow. The outlet flow of the MH4 can be adjusted well beyond the limits of the scale for emergency purposes. Operating the XCP system at flight levels above 18,000 ft. with the MH4 flowmeter and XCP facemask will however, use much more oxygen, (i.e. 1 liter/min per 10,000 ft).



51BNC-1070-00\$-1
2020-09-02

Instructions

The MH4 Flowmeter has two altitude/flow scales.

The Left (compressed) Scale is calibrated for the Oxymizer oxygen-conserving cannula and is limited to flight levels up to 18,000 ft. The scale is marked in 4,000 ft. increments.

The Right Scale is used for face-mask and standard non-conserving cannulas. The face-mask must be used above 18,000 ft. (see Part 23.1447) and is limited to 30,000 ft.

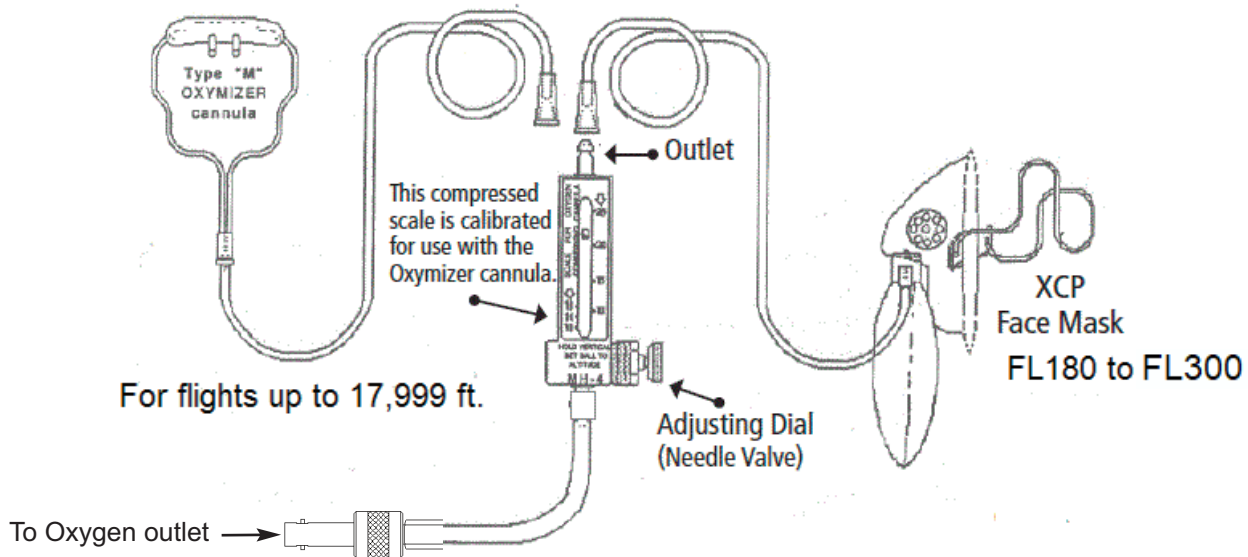
To receive the proper amount of oxygen, simply adjust the MH4 to where the scale reads the same altitude you are flying. Example: If you are at 16,000 ft. you would hold the flowmeter vertical and adjust the needle valve on the MH4 to where the ball reads between the 14 and 18 scale. Counter clock-wise increases and clock-wise decreases the oxygen flow. The outlet flow of the MH4 can be adjusted well beyond the limits of the scale for emergency purposes. Operating the XCP system at flight levels above 18,000 ft. with the MH4 flowmeter and XCP facemask will however, use much more oxygen, (i.e. 1 liter/min per 10,000 ft).



51BNC-1070-00\$-1
2020-09-02

MH4-SCOTT FLOWMETER Quick-Start Instructions & Reference

Make sure that the inlet bushing on the cannula or face mask is securely on the Flowmeter. The inlet bushing can be removed and reconnected as many times as required for use.



MH4-SCOTT FLOWMETER Quick-Start Instructions & Reference

Make sure that the inlet bushing on the cannula or face mask is securely on the Flowmeter. The inlet bushing can be removed and reconnected as many times as required for use.

