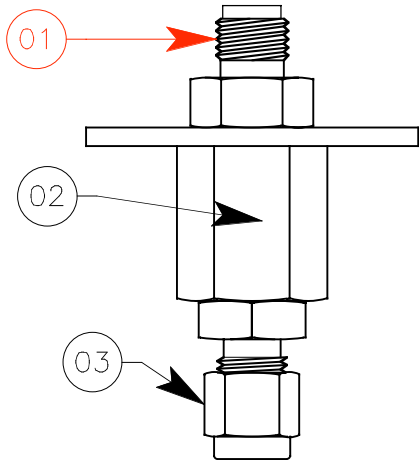
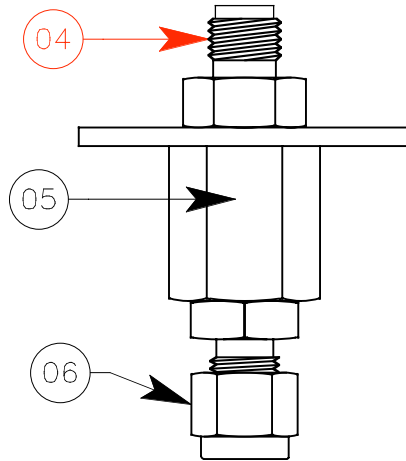


REVISION HISTORY (version roll-offs are kept onfile)				
REV	MO-DA-YR	NEO / ECO	NAME	NOTES
-	05-19-04		SBW	INITIAL DRAFT
A	05-05-12		PLM	MOVED TO NEW FORMAT

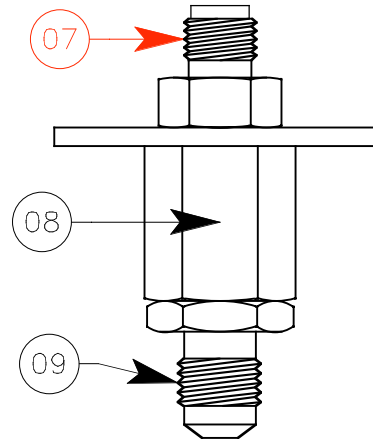
BLT1022-01



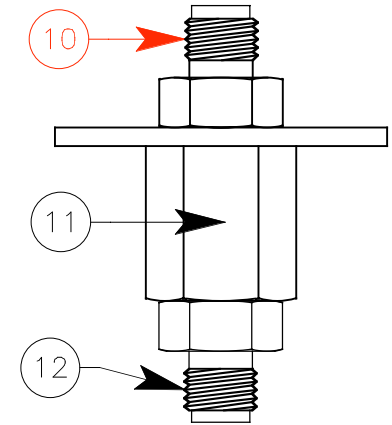
BLT1022-02



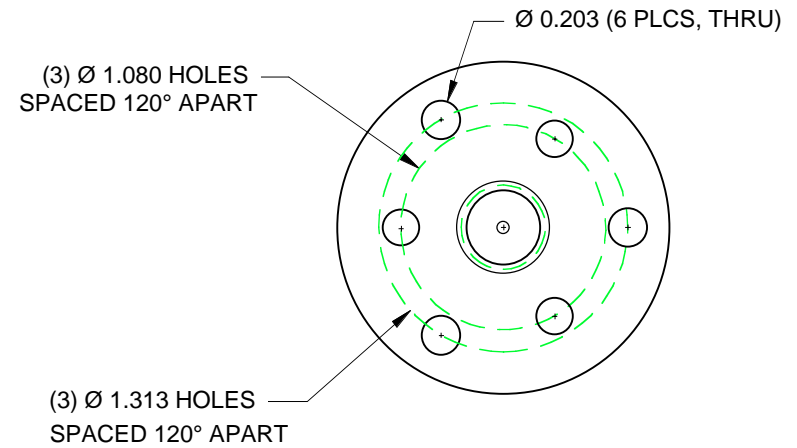
BLT1022-03



BLT1022-04



PART NO.	REF	QTY	SUB-ASSY.	DESCRIPTION
BLT1022-01	01	01	BLT1010	FILL ADAPTOR
	02	01	CV04-301	BULKHEAD
	03	01	HDW0108-B	-4 BOSS TO 1/8 TUBE
BLT1022-02	04	01	BLT1010	FILL ADAPTOR
	05	01	CV04-301	BULKHEAD
	06	01	HDW0110-B	-4 BOSS TO 3/16 TUBE
BLT1022-03	07	01	BLT1010	FILL ADAPTOR
	08	01	CV04-301	BULKHEAD
	09	01	815-4D	-4 MALE FLARE
BLT1022-04	10	01	BLT1010	FILL ADAPTOR
	11	01	CV04-301	BULKHEAD
	12	01	BLT1010	FILL ADAPTOR



UNLESS OTHERWISE SPECIFIED DIMS ARE IN INCHES. TOLERANCES ARE:				THIRD ANGLE PROJECTION		MOUNTAIN HIGH E&S CO. REDMOND, OR. USA				
0.X	±0.015	ANGLES	FRACTIONS	63	[KC]	NUMBER OF KEY CHARACTERISTICS IN THIS DRAWING / DOCUMENT PER MH DOC: ESR-001				
0.XX	±0.010	± 0.5°	± 1/64							
0.XXX	±0.005									
INTERPRET GD&T PER ASME 14.5				FMT REV H	DO NOT SCALE DRAWING	00				
ORIGINAL MO-DA-YR	ISSUED:	SBW		1	DWG. TITLE AN-800 (MS22066) BULKHEAD FILL STATON EXAMPLES					
ENGINEER MO-DA-YR	DRAWN:	SBW		2	DWG. NUMBER	CV04-050-000	DWG. REVISION	REV A	DWG. SIZE	A
DRAWN MO-DA-YR	ENGINEER:			3	CAD FILE NUMBER	CV04-202: Line-Up.	DWG. SHEETS	1 OF 1		
CHECKED MO-DA-YR	APPR:			4	INV. PART NUMBER	0-	CAT ITEM NUMBER	0-		