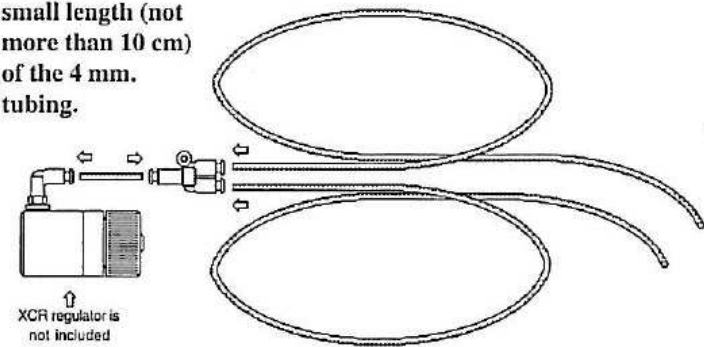


00XCR-1044-00

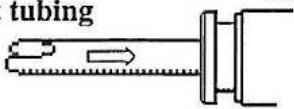
To connect to regulator, cut a small length (not more than 10 cm) of the 4 mm. tubing.



'XCR' 4 mm. 'Y' Split-kit

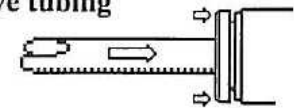
To insert tubing

Push tubing firmly into connector by 8 to 10 mm.

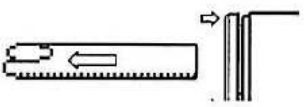


To remove tubing

1 Push collar in and while pushing, push tubing in.



2 Then while pushing in on the collar pull tubing out



**CAUTION**  
Do not attempt to remove tubing without performing these steps. Doing so will cause the tip of the tubing to break off inside the Quick-connect union rendering it useless.

Kit Manifest  
1.ea 4mm dual check-valve 'Y' union.  
1.ea (84") length of 4mm OD polyurethane tubing.



Tollfree: 800-468-8185 | Local: 541-923-4100

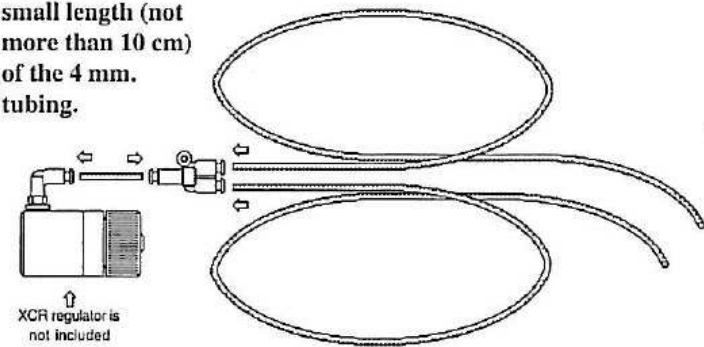
CUSTOM BUILT-IN AND CARRY ON AVIATION OXYGEN SYSTEMS

Mountain High Oxygen, 2244 SE Airport Way, Suite 100, Redmond OR. 97756 MHOxygen.com

51XCR-1044-00  
02/11/2014

00XCR-1044-00

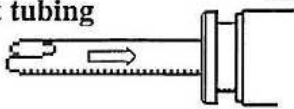
To connect to regulator, cut a small length (not more than 10 cm) of the 4 mm. tubing.



'XCR' 4 mm. 'Y' Split-kit

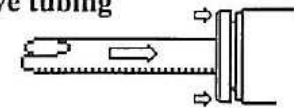
To insert tubing

Push tubing firmly into connector by 8 to 10 mm.

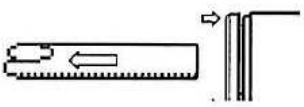


To remove tubing

1 Push collar in and while pushing, push tubing in.



2 Then while pushing in on the collar pull tubing out



**CAUTION**  
Do not attempt to remove tubing without performing these steps. Doing so will cause the tip of the tubing to break off inside the Quick-connect union rendering it useless.

Kit Manifest  
1.ea 4mm dual check-valve 'Y' union.  
1.ea (84") length of 4mm OD polyurethane tubing.



Tollfree: 800-468-8185 | Local: 541-923-4100

CUSTOM BUILT-IN AND CARRY ON AVIATION OXYGEN SYSTEMS

Mountain High Oxygen, 2244 SE Airport Way, Suite 100, Redmond OR. 97756 MHOxygen.com

51XCR-1044-00  
02/11/2014