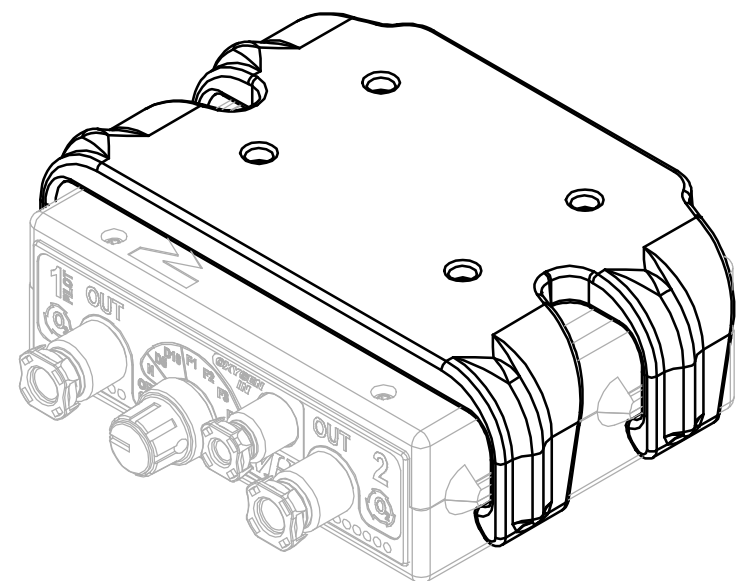
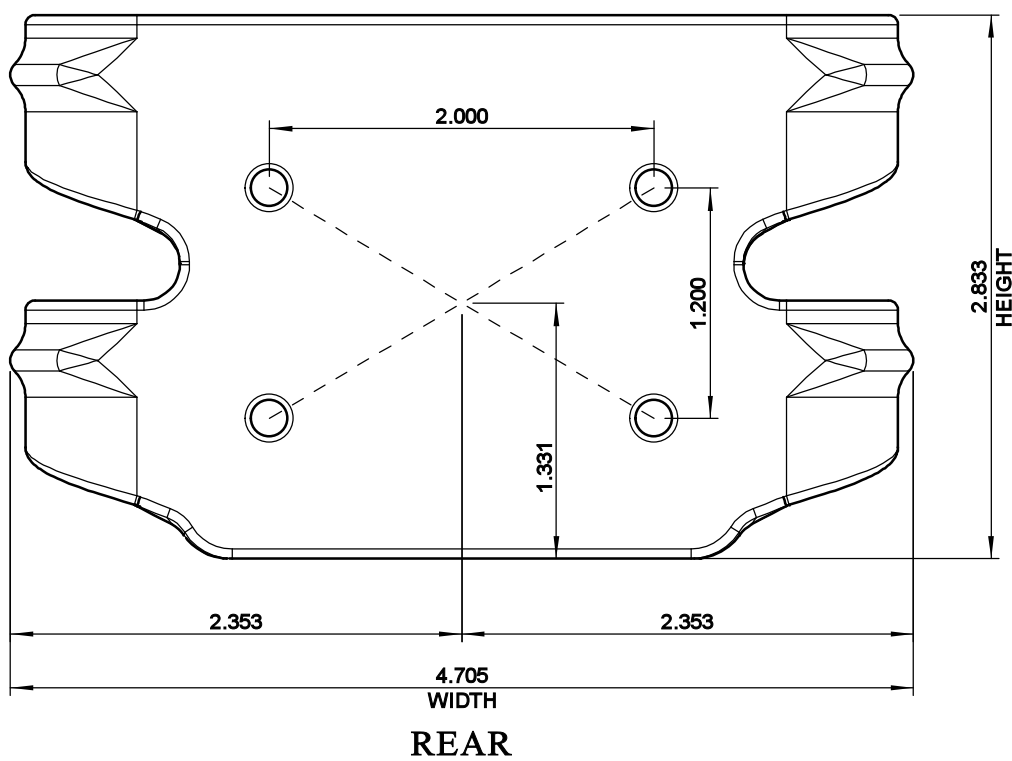
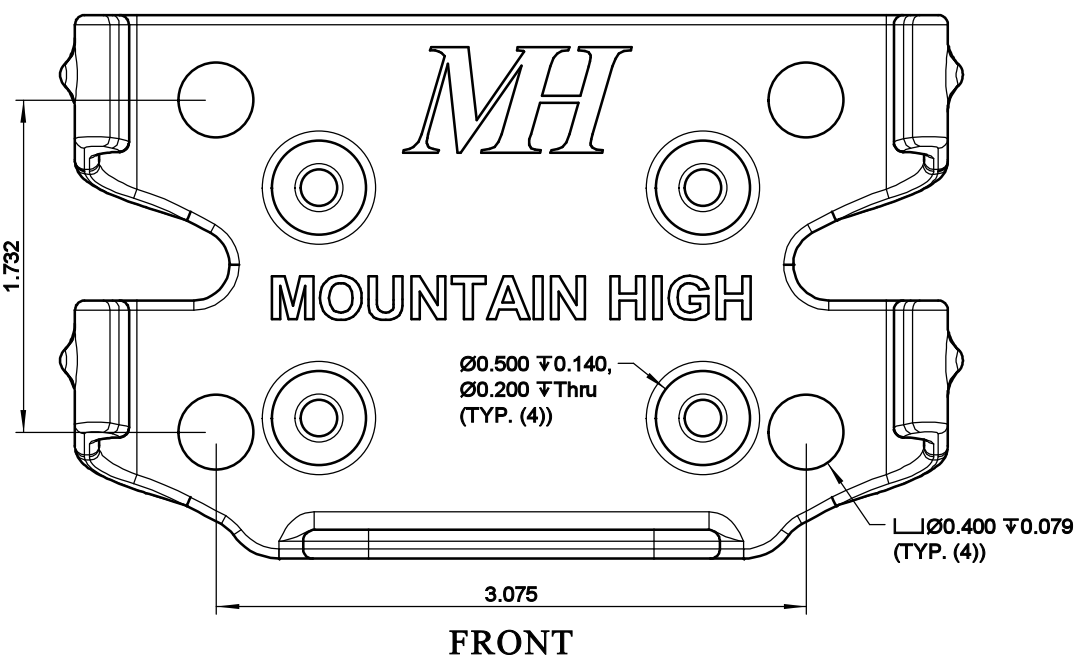
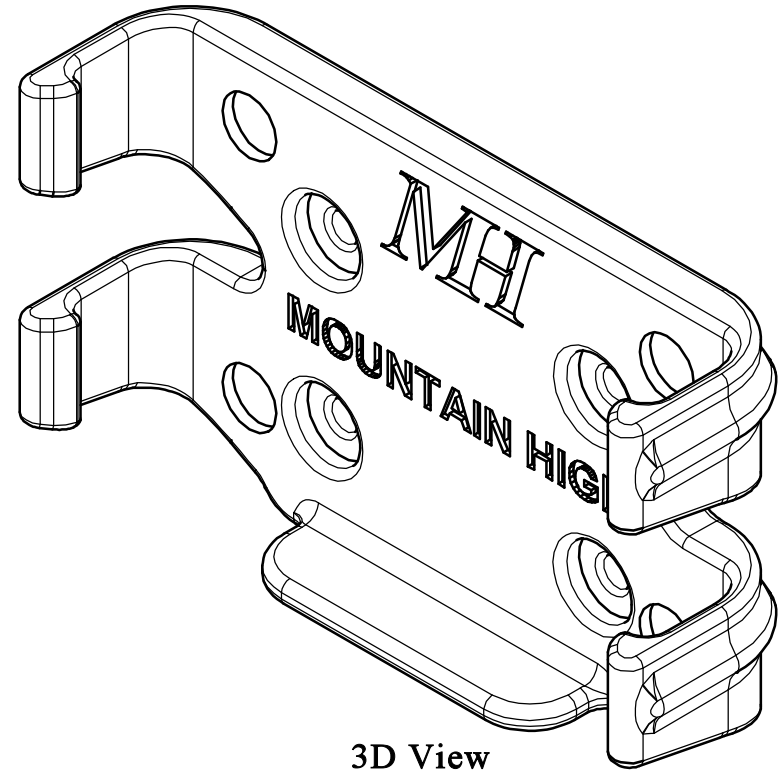
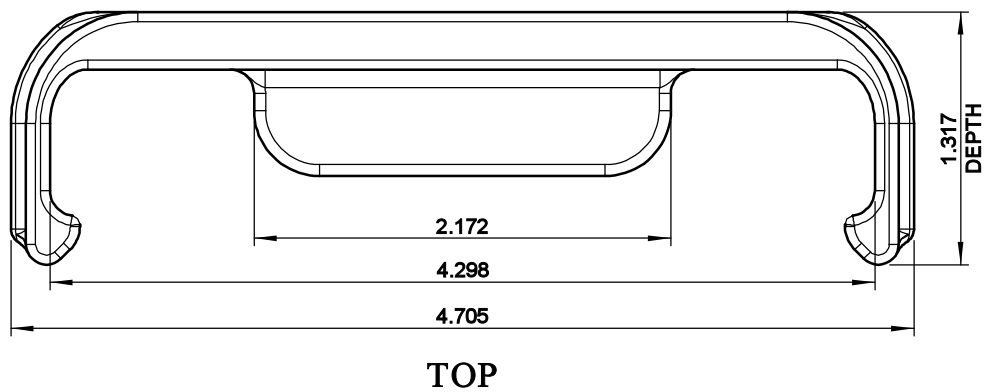


REVISION HISTORY			
REV	ECO NO.	NAME	NOTES
-	2026-009	KQM	INITIAL RELEASE
-	2026-03-03	KQM	INITIAL RELEASE



O2D2 Mounting Example



3D View

Notes:

Views are 1:1 (Actual Size). The front or rear view may be cut out and used as a mounting template.

The $\varnothing 0.400$ counterbores shown in the front view are designed to be used with optional $\varnothing 3/8$ " self-adhesive felt or rubber pads for a more permanent (service removeable) mounting solution.

MATERIAL	FINISH	ADDITIONAL TREATMENT
Nylon, Grey	None	CLEAN PER ESR-008

THIRD ANGLE PROJECTION	MH MOUNTAIN HIGH E&S CO. REDMOND, OR. USA		
DO NOT SCALE DRAWING	THIS DOCUMENT AND ALL TECHNICAL DATA HEREON DISCLOSED ARE PROPERTY OF MOUNTAIN HIGH E&S CO. AND SHALL NOT BE USED, RELEASED OR DISCLOSED IN WHOLE OR PART WITHOUT WRITTEN PERMISSION FROM MOUNTAIN HIGH E&S CO. THIS DOCUMENT MUST BE RETURNED TO MOUNTAIN HIGH E&S CO. IMMEDIATELY UPON REQUEST.		
DRAWN 2026-03-03	KQM	DOC TITLE Custom O2D2 Mounting Bracket Form Factor, SCD	
CHECKED 2026-03-03	EAM	DOC NUMBER 5SCMB-200-000	DWG REV. -
ENGINEER 2026-03-03	JB	SRCFILE 00CMB-2000-00\$ INV. PART NUMBER 00CMB-2000-00	MODEL: O2D2
APPROVED 2026-03-03	HBS	DWG FORMAT: ESR-002 Rev H [27]	DWG SCALE 1:1
		DWG SHEET 1 OF 1	DWG SIZE A 11x8 1/2