

p/n: 00BLT-1010-01

Check Valve Assembly, SAE-4M x AN-800 w/ Cap & Cable

Date:

Cleaned for Oxygen Service per MH ESR-008

MH

Aviation Oxygen Systems

MOUNTAIN HIGH
Equipment & Supply Company

REV	ECO	Release	Drawn	REVISION HISTORY
G0	2020-011	2020-06-02	SGO	Customer Drawing

GENERAL SPECIFICATIONS

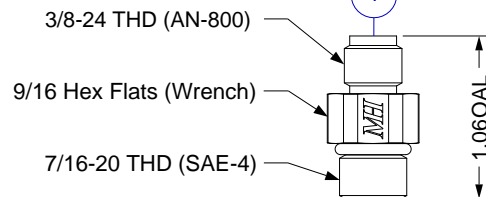
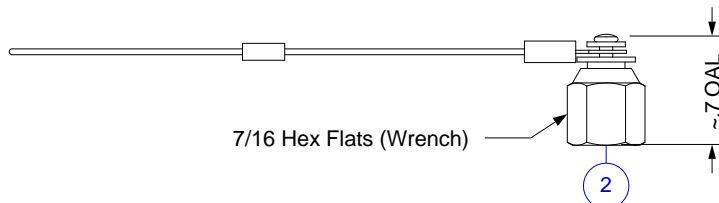
Materials: UNS C36000 (CDA-360) Brass
UNS S30300 (303) Stainless Steel

Weight: 1.0 oz [29 g]
Working Pressure: 3000 PSI
Temp Range: -50°F to +130°F [-45°C to +55°C]


Service Kit: MH p/n KM100-1010-01

Cleaned for oxygen service per MH ESR-008

Material (Body):
Stainless Steel



Material (Cap):
Brass

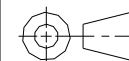


UNLESS OTHERWISE SPECIFIED,
DIMENSIONS ARE IN INCHES.

TOLERANCES ARE:
0.X ±0.015 ANGLES ± 3°
0.XX ±0.010 FRACTIONS ± 1/64
0.XXX ±0.005

INTERPRET GD&T PER ASME 14.5

THIRD ANGLE
PROJECTION



DO NOT SCALE
DRAWING

DRAWN SGO
2020-05-212

CHECKED

ENGINEER

APPROVED

MH

MOUNTAIN HIGH E&S CO.
REDMOND, OR. USA

THIS DOCUMENT AND ALL TECHNICAL DATA HEREON DISCLOSED ARE PROPERTY OF
MOUNTAIN HIGH E&S CO. AND SHALL NOT BE USED, RELEASED OR DISCLOSED IN WHOLE
OR PART WITHOUT WRITTEN PERMISSION FROM MOUNTAIN HIGH E&S CO. THIS DOCUMENT
MUST BE RETURNED TO MOUNTAIN HIGH E&S CO. IMMEDIATELY UPON REQUEST.

Customer Drawing, Check Valve Assy,
SAE-4M x AN-800 w/ Cap & Cable

5IBLT-1010-01

DWG REV. **G0**

CAD FILE 00BLT-1010-xx\$G0

INV. PART NUMBER 00BLT-1010-01

PROD. NAME

DWG FORMAT:
ESR-002 Rev H [23]

DWG SCALE

DWG SHEET 1 OF 1

DWG SIZE A
11x8½

Item	Qty	Description
1	1	SAE-4 to AN-800 Filler Body Assy
2	1	AN-800 Cap & Cable Assembly

Insert #: 5IBLT-1010-01