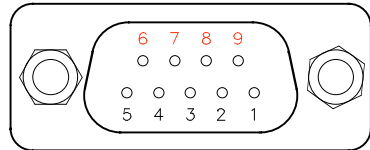
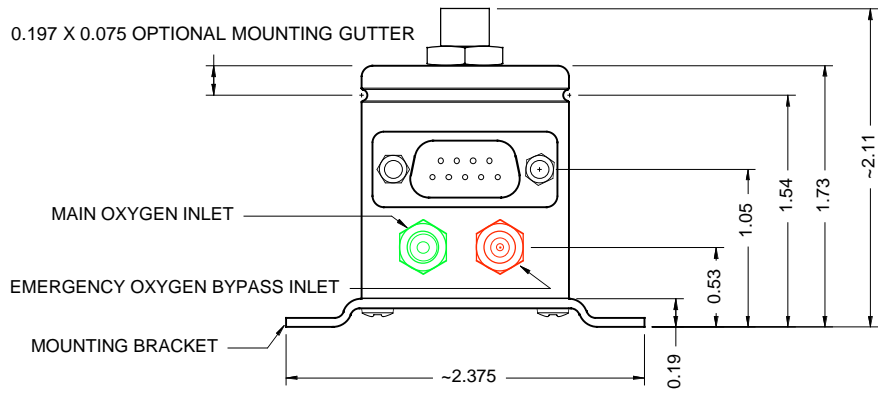

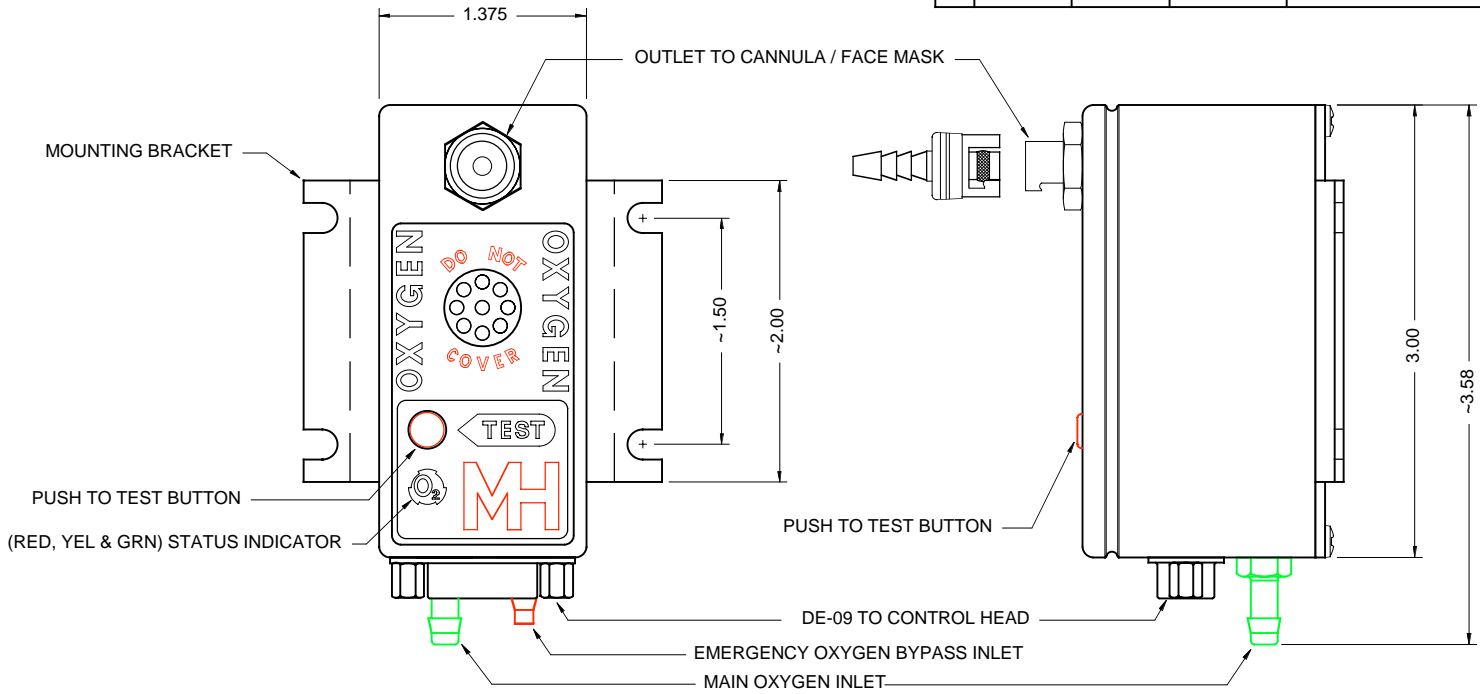


| REVISION HISTORY (version roll-offs are kept onfile) |          |           |      |                             |
|--|----------|-----------|------|-----------------------------|
| REV  | MO-DA-YR | NEO / ECO | NAME | NOTES                       |
| -  | 05-19-04 |           |      | INITIAL DRAFT               |
| A  | 10-10-10 |           |      | CORRECTED SMALL TEXT ERRORS |



| PIN | PIN FUNCTION  |
|-----|---|
| 1   | SHIELD / CASE GROUND                                |
| 2   | GROUND POWER & SIGNAL RETURN TO CONTROL HEAD        |
| 3   | +10 VDC POWER SUPPLY INPUT FROM CONTROL HEAD        |
| 4   | DATA INPUT: Rx FROM CONTROL HEAD (IP-232 DC LEVELS) |
| 5   | DATA OUTPUT: Tx TO CONTROL HEAD (IP-232 DC LEVELS)  |
| 6   |   |
| 7   |   |
| 8   |   |
| 9   |   |

*DIAGNOSTIC PINS  
CONNECTIONS  
DO NOT USE*

UNLESS OTHERWISE SPECIFIED DIMS ARE IN INCHES.  
TOLERANCES ARE:

0.X ±0.015 ANGLES FRACTIONS 63  
 0.XX ±0.010 ±0.5° ± 1/64  
 0.XXX ±0.005

THIRD ANGLE PROJECTION



DO NOT SCALE DRAWING

**MH** MOUNTAIN HIGH E&S CO. REDMOND, OR. USA

[ KC ] NUMBER OF KEY CHARACTERISTICS IN THIS DRAWING / DOCUMENT PER MH DOC: ESR-001

|                              |               |           |                                     |                           |                               |
|------------------------------|---------------|-----------|-------------------------------------|---------------------------|-------------------------------|
| INTERPRET GD&T PER ASME 14.5 |               | FMT REV H | EDS-IP DIST UNIT FORM-FACTOR DETAIL |                           |                               |
| ORIGINAL MO-DA-YR            | PLM, 01-02-07 | 1         | DWG. TITLE                          | EDSIP-051-004             | DWG. REVISION                 |
| ENGINEER MO-DA-YR            | PLM, 01-02-07 | 2         | DWG. NUMBER                         | EDSIP-051-004             | REV A                         |
| DRAWN MO-DA-YR               | PLM, 01-02-07 | 3         | CAD FILE NUMBER                     | EDS-ip Install Schematics | DWG. SHEETS 1 OF 1            |
| CHECKED MO-DA-YR             | -             | 4         | INV. PART NUMBER                    | ADIST-0100-00             | CAT ITEM NUMBER ADIST-0100-00 |