

REVISION HISTORY			
REV	DA-MO-YR	E. C. O. / APPR.	NOTES
-	03-03-03	PLM	INITIAL RELEASEE

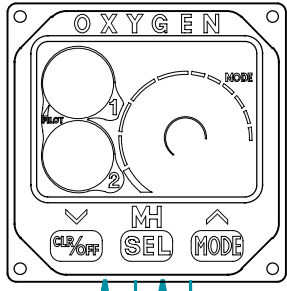
→ ELECTRICAL

→ 1 bar (15 PSIG.)
OXYGEN, REGULATED

→ 1 bar (15 PSIG.)
STATIC PNEUMATIC
SIGNAL, REGULATED

ELECTRICAL &
SYSTEMS
INTERFACE
WITH AIRCRAFT

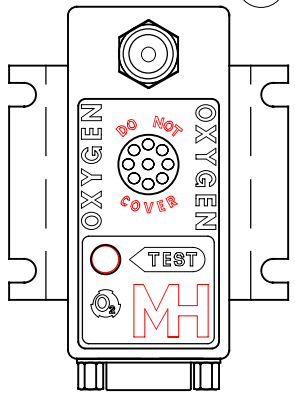
OXYGEN DISTRIBUTOR
CONTROL & DISPLAY HEAD



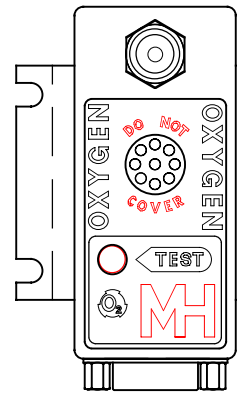
EMERGENCY
OXYGEN

NORM

OXYGEN DISTRIBUTOR
OUTLET STATION -1



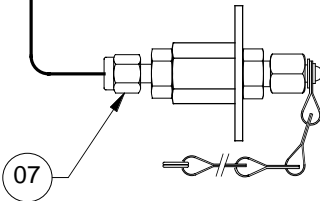
OXYGEN DISTRIBUTOR
OUTLET STATION -2



IPR WITH
OXYGEN TANK

FILL STATION
(MS22035/66)

REF	DESCRIPTION
01	DB-25 CONNECTOR & CABLES
02	INTERFACE WITH AIRCRAFT
03	CONNECTION TO DIST UNITS
04	CONNECTION TO RCV/RCR ASSY.
05	REGULATED OXYGEN @ 1 bar
06	IPR REGULATOR ASSY.
07	FILLER STATION & HP LINE
08	BYPASS OXYGEN CONTROL @ 1 bar
09	BYPASS OXYGEN FEED @ 1 bar
10	BYPASS OXYGEN SWITCH



ISSUED:		THIRD ANGLE PROJECTION.	MOUNTAIN HIGH E&S CO. REDMOND, OR. USA	
DRAWN: PLM			EDS 2IP SIMPLE SCHEMATIC	
ENGINEER: PLM			DWG. #: EDSIP-051-002	REV -
APPR:		SIZE A	SHEET 1 OF 1	DO NOT SCALE DRAWING