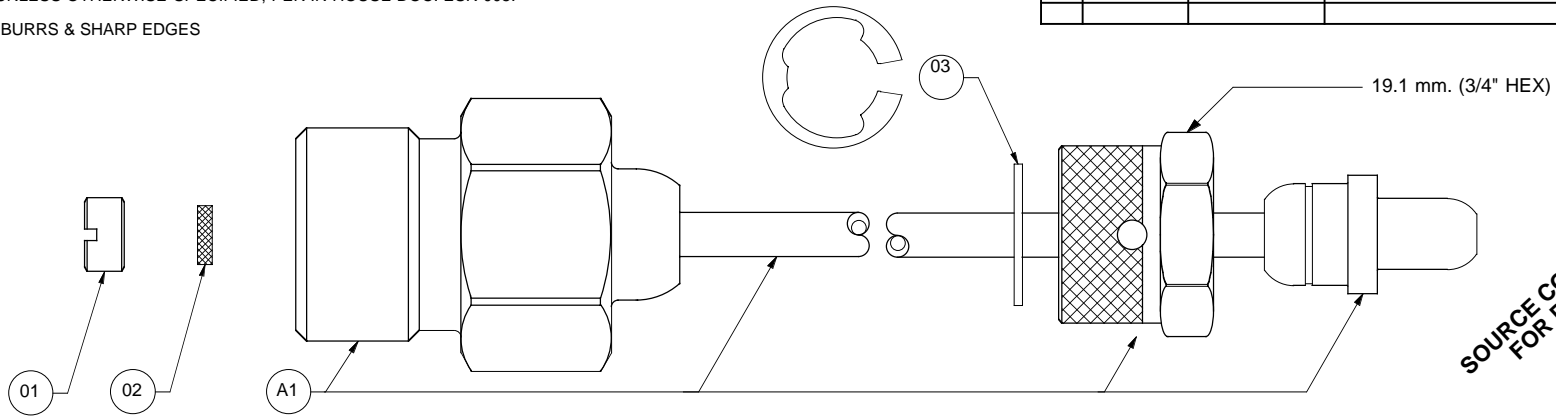


NOTES:

1. MATERIAL: SEE COMPONENT SPECIFICATIONS.
2. FINISH: NONE.
3. CLEAN: UNLESS OTHERWISE SPECIFIED, PER AIR-1176A SEC. 5.
4. MARKING: UNLESS OTHERWISE SPECIFIED, PER IN-HOUSE DOC. ESR-005.

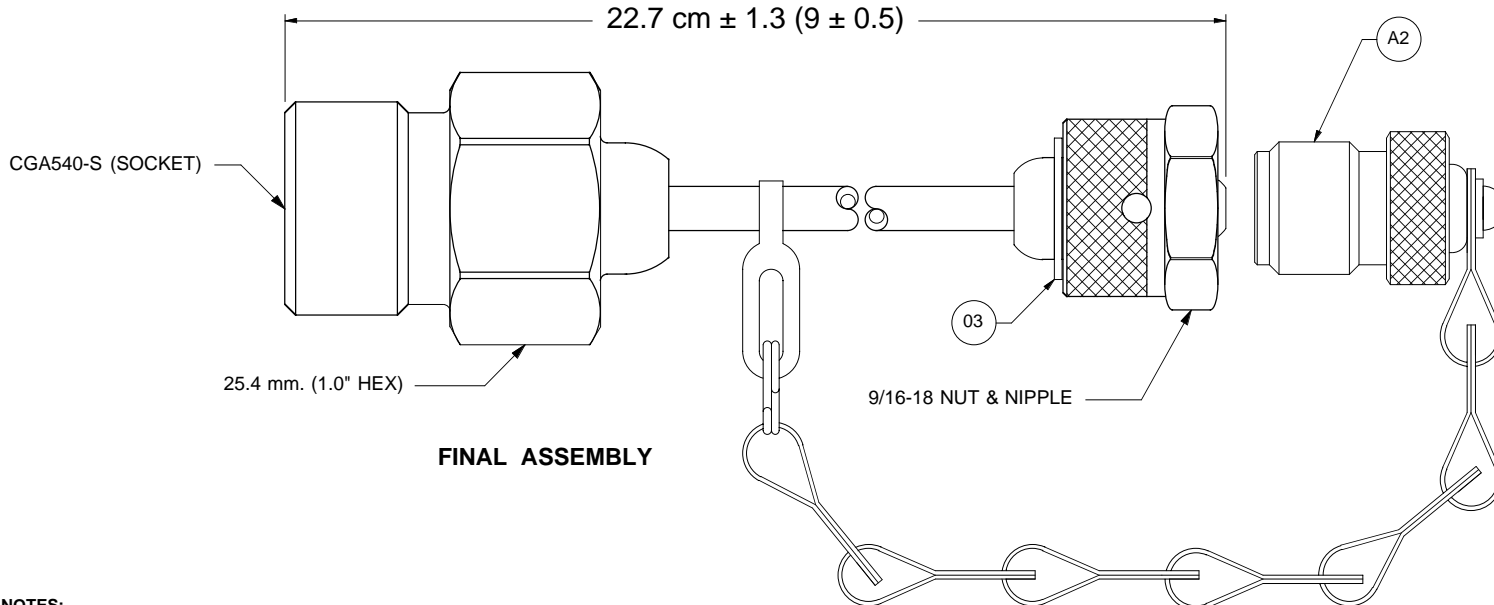
REMOVE ALL BURRS & SHARP EDGES

REVISION HISTORY			
REV	DATE	E. C. O. / APPR.	NOTES
A	02-20-01	PLM	ADDED CHAIN & CAP ASSY.



SOURCE CONTROL DOCUMENT FOR REFERENCE ONLY

ASSY. DETAIL FOR PRODUCT PIN TA-916-S



FINAL ASSEMBLY

ASSEMBLY NOTES:

1. INSERT FILTER (ITEM 02) AND SETSCREW (ITEM 01). TORQUE TO 12-16 IN-LB.
- 2.. SLIDE SMALL NUT AGAINST SHOULDER AND INSTALL RETAINING RING (ITEM 03).

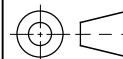
REF	QTY	DWG / PART NO.	REV	SUB-ASSY.	NOMENCLATURE
01	01	RG10-202	-	-	SETSCREW, HOLLOW
02	01	9025-003	-	-	FILTER
A1	01	-	-	TA54-109	ASSY, TUBE CGA540-S/SCOTT
03	01	9005-002	-	-	RING, RETAINING
A2	01	-	-	CP02-102	ASSY, CHAIN AND CAP

UNLESS OTHERWISE SPECIFIED DIMS ARE IN INCHES.
TOLERANCES ARE:

0.X ±0.015 ANGLES FRACTIONS 63
 0.XX ±0.010 ± 0.5° ± 1/64
 0.XXX ±0.005

INTERPRET DIM AND TOL PER ASME Y14.5

THIRD ANGLE PROJECTION.



<CR> KEY CHARACTERISTICS NO. -0-
 <MA> PER CORP. DOC: ESR-001

MH MOUNTAIN HIGH E&S CO. REDMOND, OR. USA

ISSUED: 11-24-99	MATERIAL: NOTE 1	ASSY, CGA540-S/SCOTT (SCD)	
DRAWN: TEM 11-24-99	FINISH: NOTE 2	DWG. #: TA54-110	REV A
ENGINEER: TEM 11-24-99	CLEAN: NOTE 3	SIZE A	SHEET 1 OF 1
APPR: PLM 11-24-99	MARKING: NOTE 4	DO NOT SCALE DRAWING	